

House Select Committee on COVID-19 Economic and Financial Preparedness


August 31, 2020

COVID data requested from DOH

Tested positive from July 29, 2020 – August 28, 2020

1. Age, by range
2. Date and location of transmission
3. Apparent activity or event that resulted in transmission
4. Whether the individual may have infected others
5. Whether the individual was masked
6. Whether the individual was symptomatic

Response received August 28, 2020.



1. Age, by Range

Age of COVID-19 Cases, Hospitalizations, and Deaths, Hawaii 2020

Includes all cases diagnosed in-state (excludes residents diagnosed out-of-state)

Last updated Aug 28, 2020 (updated weekly)

CHART A

View as Table

Gender Chart

Filter by Case Type

All

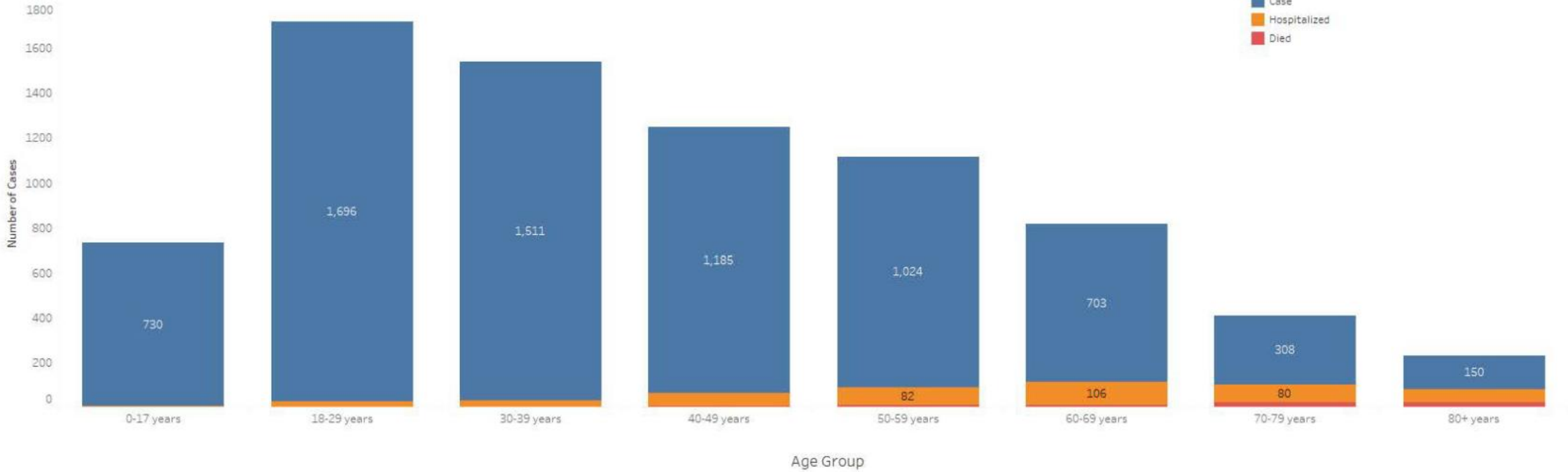
Outcome

Case

Hospitalized

Died

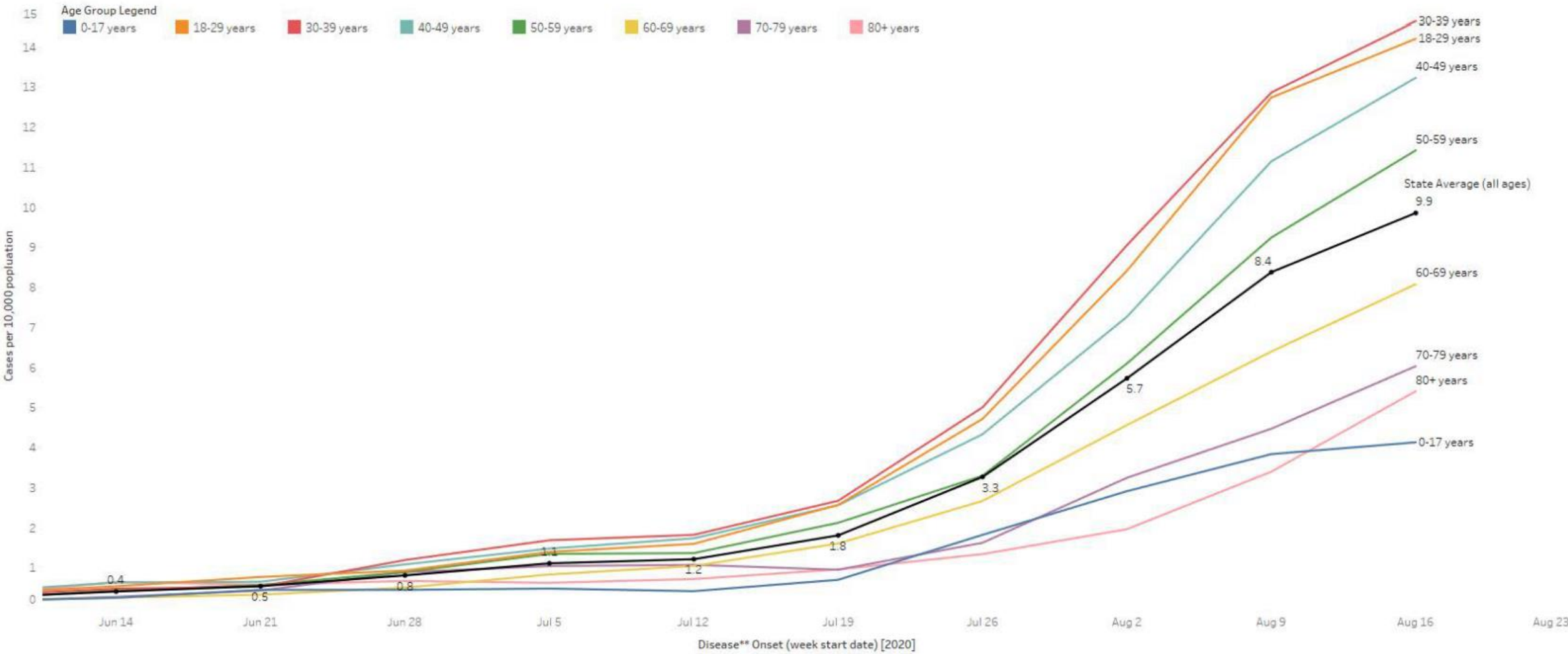
Total Cases: 7,806




New COVID-19 Cases* per Week by Age Group (per 10,000 population), Hawaii 2020

CHART B

Last Updated August 28, 2020 (Updated Weekly)



* Uses a 3-week moving average
 ** If symptom onset date is not available, date of test is used



2. Date and location of transmission

3. Apparent activity or event that resulted in transmission

Response:

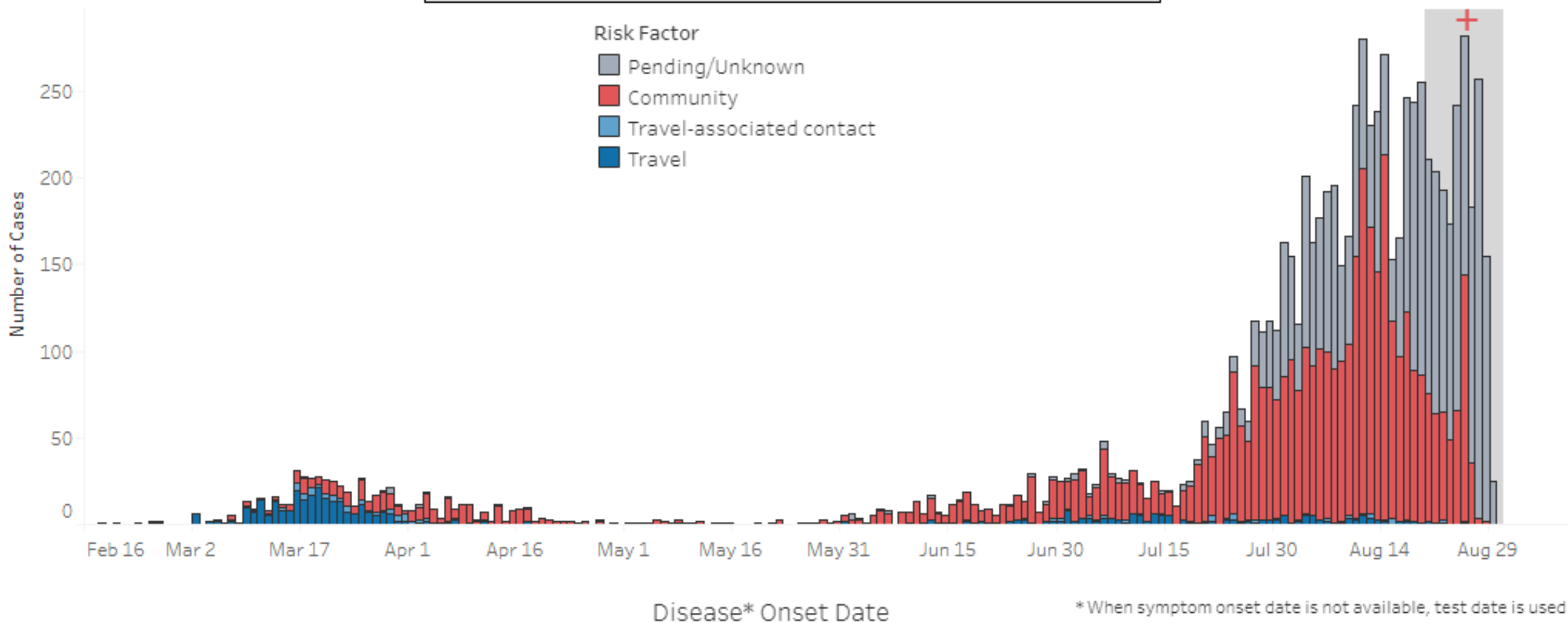
DOH is unable to determine the source of infection

COVID-19 Epidemic Curve, Hawaii 2020 (Updated Aug 30, 2020)

[View Trend Line](#)


Total Cases: 8,315**

View by Risk Factor

[View as Table](#)

* When symptom onset date is not available, test date is used

+ Illnesses that began in the past 10 days may not yet have been reported

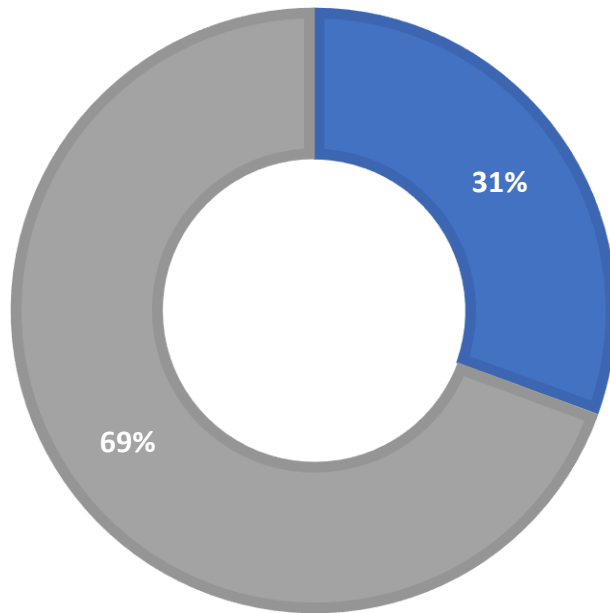


4. Whether the individual may
have infected others

Whether the individual may have infected others

COVID LINKED

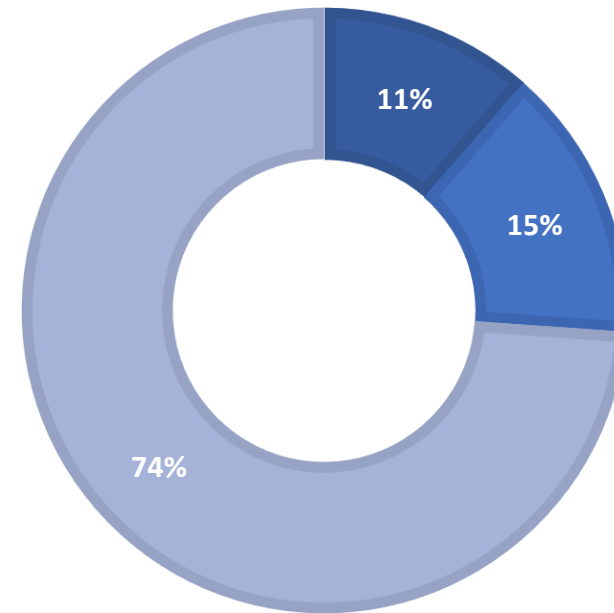
■ Yes ■ No




“Yes” means the case has an initial case status of “Contact” and/or is recorded as having contact with a confirmed COVID case.

POSITIVE CONTACTS

■ 0 ■ 1 or more ■ Missing




Based on the “number of close contacts positive” question in Maven.



5. Whether the individual was masked

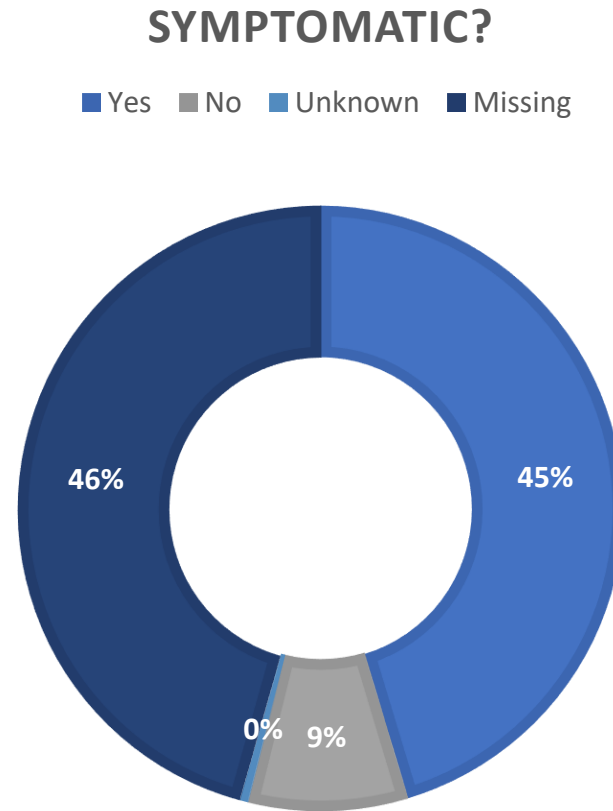
Response:

DOH does not have requested data.



6. Whether the individual was symptomatic

Whether the individual was symptomatic

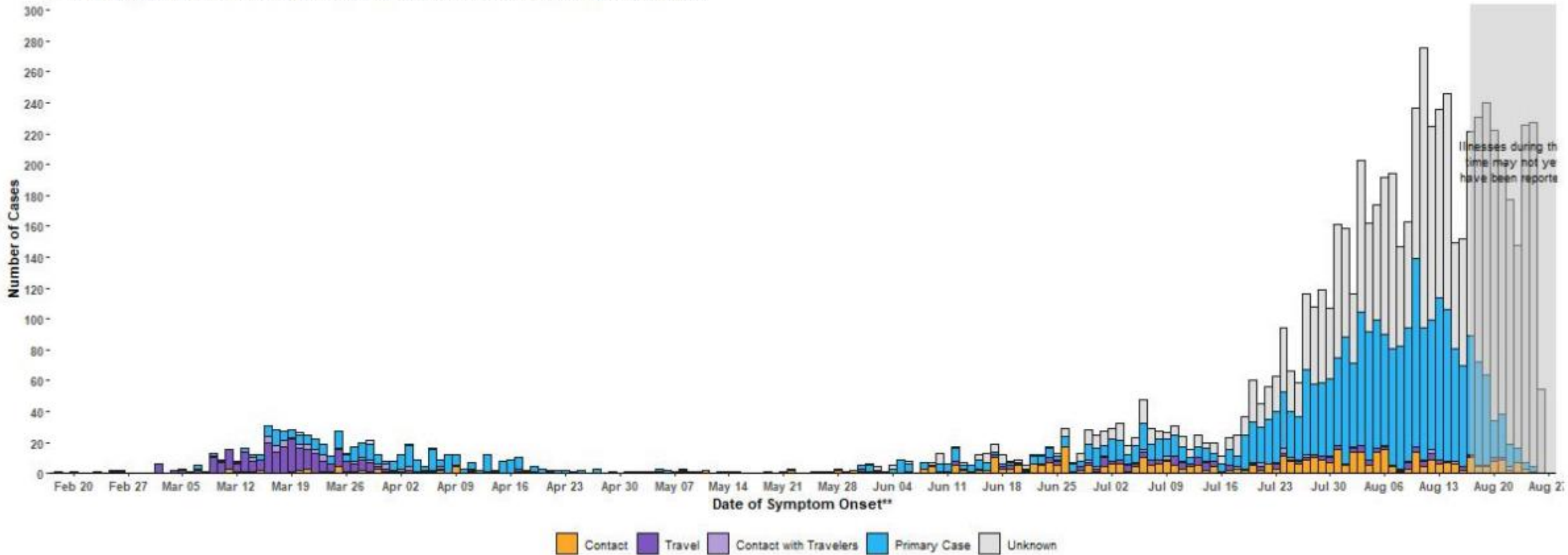


Based on the “symptomatic” variable in the dataset.

CHART F

COVID-19 Cases* by Initial Case Status-Hawaii, 2020 (N=7511)

Data as of August 26, 2020. All cases to date may not be included because of missing or pending data.



*HI residents diagnosed outside of HI are not included.
**If onset date was not available, specimen collection date was used.